



tado°



## Welcome Guide

Meet Your Smart Thermostat



# GET STARTED



OR



## Self-installation

Get customised step-by-step instructions  
for your specific heating system online

## Installation Service

Book / schedule appointment  
or activate installed devices



Create account at  
**tado.com/start**

Need help? [tado.com/support](https://tado.com/support)

# MEET YOUR SMART THERMOSTAT

The Smart Thermostat is placed in your living space. On the device you can check the current temperature and change settings.



## **LED Matrix Display**

Shows current information and settings

## **Touch Arrows**

To change the temperature and settings (arrows only appear if you can change a setting)

## **Push Button**

To activate the display and move to the next screen and thereby confirm the selection

# GET THE APP

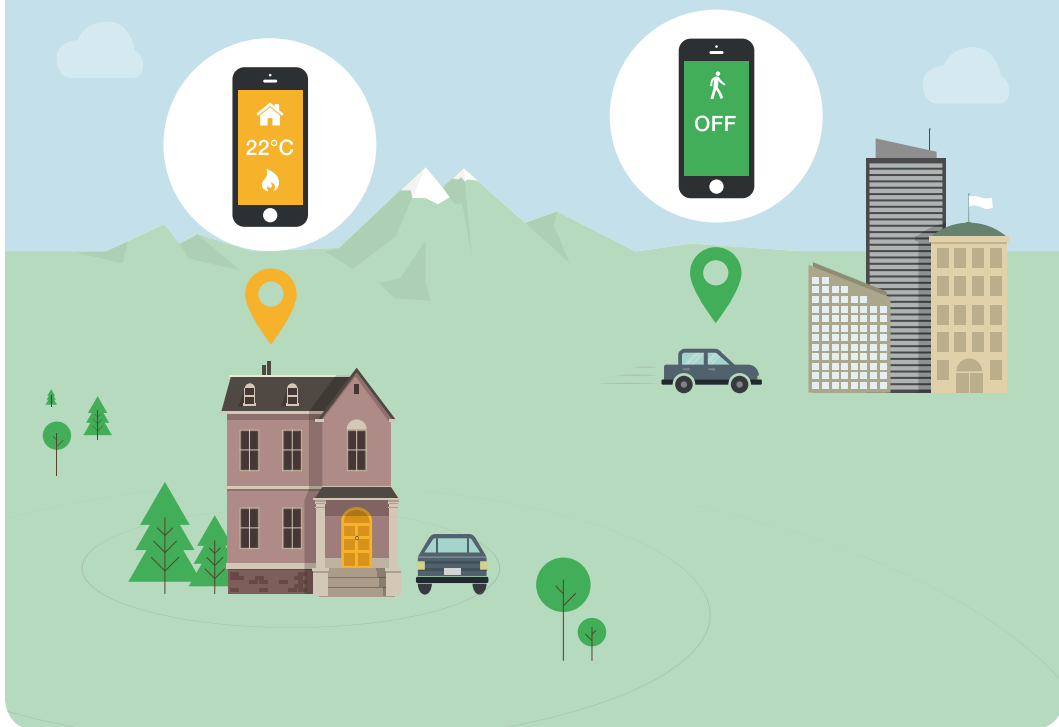
The mobile app tells your tado° devices where you are, displays the temperature at home and lets you change any settings from wherever you are.



Web access via  
[tado.com/login](https://tado.com/login)

# LOCATION-BASED CONTROL

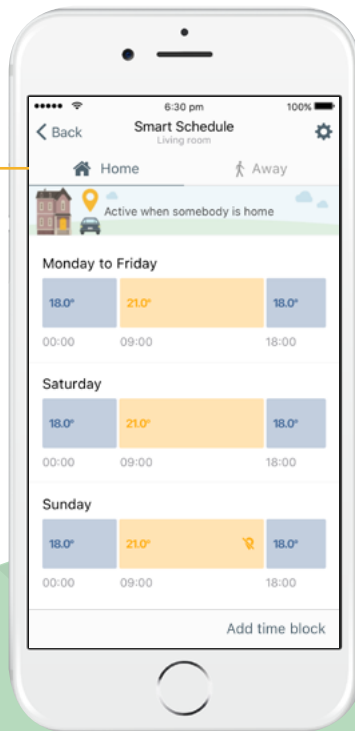
tado° uses the location of residents' mobile devices to turn down the heat when everybody is away and turn it on when somebody is on the way home, automatically.





## ALWAYS THE RIGHT TEMPERATURES WHEN HOME


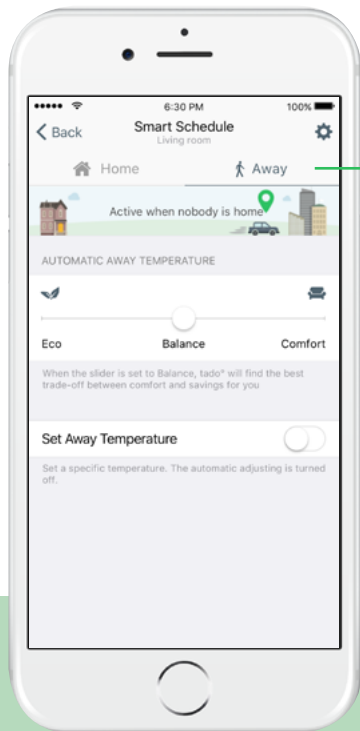
Choose which settings should be active when somebody is home. Since the schedule is smart these settings only become active if at least one person is at home.





## SAVE ENERGY WHEN YOU ARE AWAY

The Away Mode automatically becomes active when nobody is at home. You can set the Away-Temperature in the app or enjoy the comfort of the automatic Away-Temperature that tado° computes depending on your location.





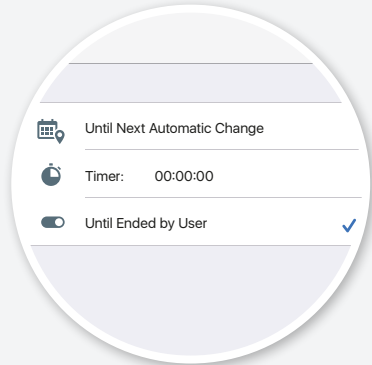
## MANUAL CONTROL (BOOST)

You can change the temperature temporarily without modifying the Smart Schedule.

### In the App



Tap the target temperature to change it.



Choose how long it should stay active.



## MANUAL CONTROL (BOOST)

### On the Device



Changing the temperature sets tado° to Manual Control (the hand icon is shown).



To return to the Smart Schedule simply change the temperature until the hand icon transitions to the home icon.

\* You can set the Manual Control default duration on the device in the settings of the App.



## REPORT

Instant access to your temperature and heating activity report for each room.



## MULTI-ZONE CONTROL

Controls multiple heating zones separately. Each heating zone requires one Smart Thermostat.



## HOT WATER CONTROL

tado° can also control your hot water: set a schedule or let tado° manage it automatically. Depending on your heating system the Extension Kit might be needed.



## SMART HOME INTEGRATION

tado° works with best-in-class apps, devices and platforms in smart home, including HomeKit, Amazon Echo and IFTTT.



## INDIVIDUAL ROOM CONTROL

Add tado° Smart Radiator Thermostats to control radiators for a higher comfort level.