



# Heater Feet for Elio & Lex

## Installation Guide

### Contents

Safety Information **Page - 1**

Installation **Page - 1/2**

Aftercare **Page 2**

Your Guarantee **Page 2**

Recycling & Disposal **Page - 2**

Contact Us **Page 2**

## Safety Information

***Please read carefully...***

Check the product for defects before installing.

This product is not designed to fit to third party heaters.

Please wear appropriate safety equipment while installing this product.

Check before installing that you have purchased the correct model feet for your heater.

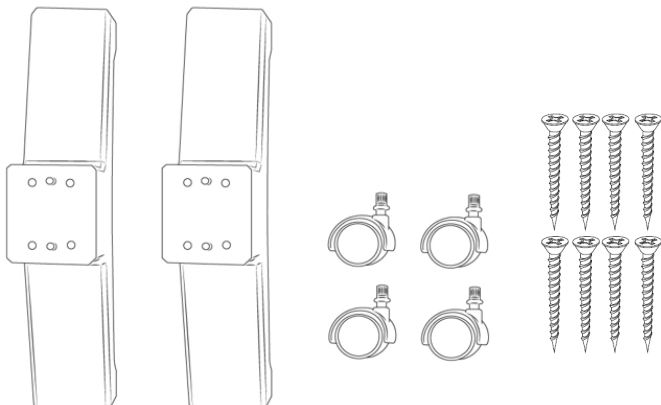
## Installation

***Tools required for installing:***


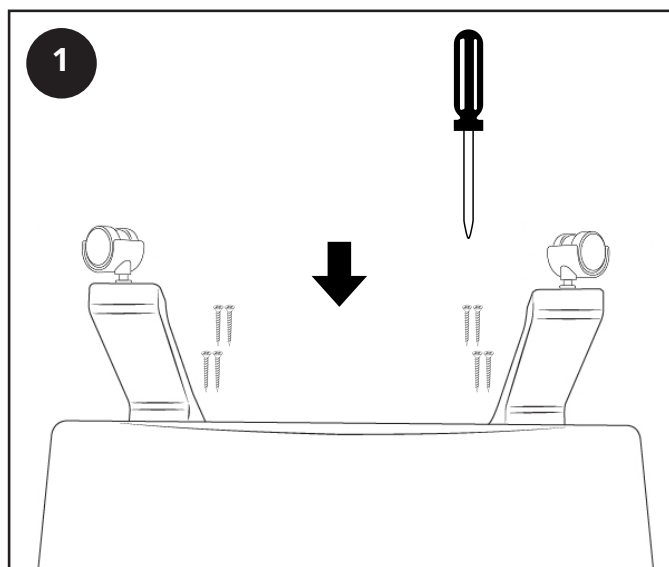
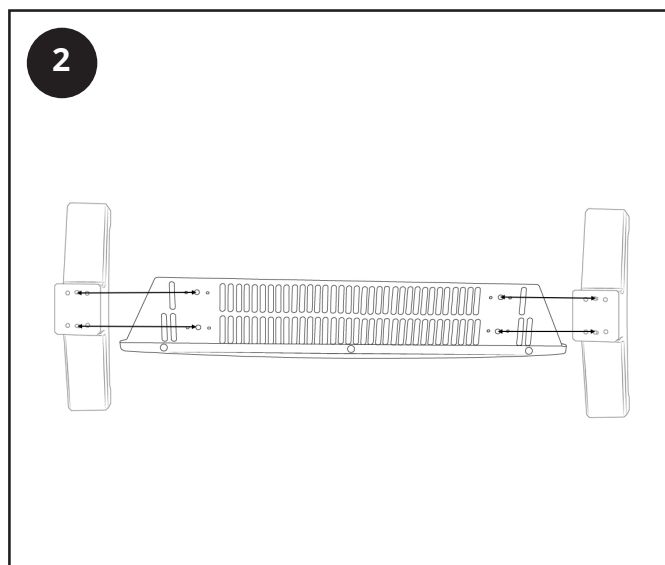
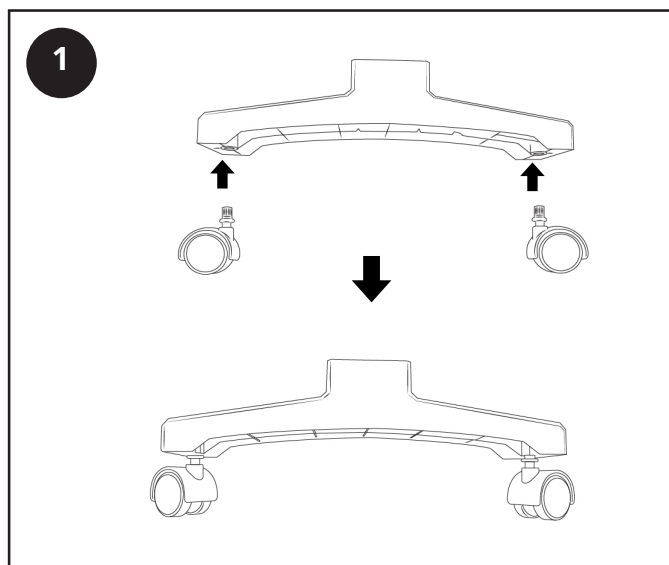
1



***Parts included:***



## Heater may vary



## Aftercare

Clean any marks with a soft dry cloth, for stubborn stains please clean with mild soapy water and buff out with a soft cloth. DO NOT use abrasive or acidic cleaners, if you are unsure, please contact us first.

## Your Guarantee

To find the specific guarantee for your product please refer to the website

The guarantee starts from the date of purchase.

The guarantee covers you against issues caused as a result of manufacturing related issues, it does not apply to issues that are found to be a result of poor installation.

## Recycling and Disposal

Please recycle the packaging in accordance with your local government regulations on waste handling, and follow the same advice at the end of the products life.

Product - Plastic.

Packaging - Cardboard.

## Contact us

MILANO

Unit 1&2

Burnley

BB11 5UB